


Edited 4.6.26 ST

Master of Social Work New Student Registration

SCHOOL OF SOCIAL WORK

SAINT LOUIS
UNIVERSITY






CONTENTS

- SLU GRAD 101
- STOP, DROP, DEPOSIT
- REGISTRATION 101
- TEXTBOOKS
- CONTACT INFO





SLU GRAD 101: Email

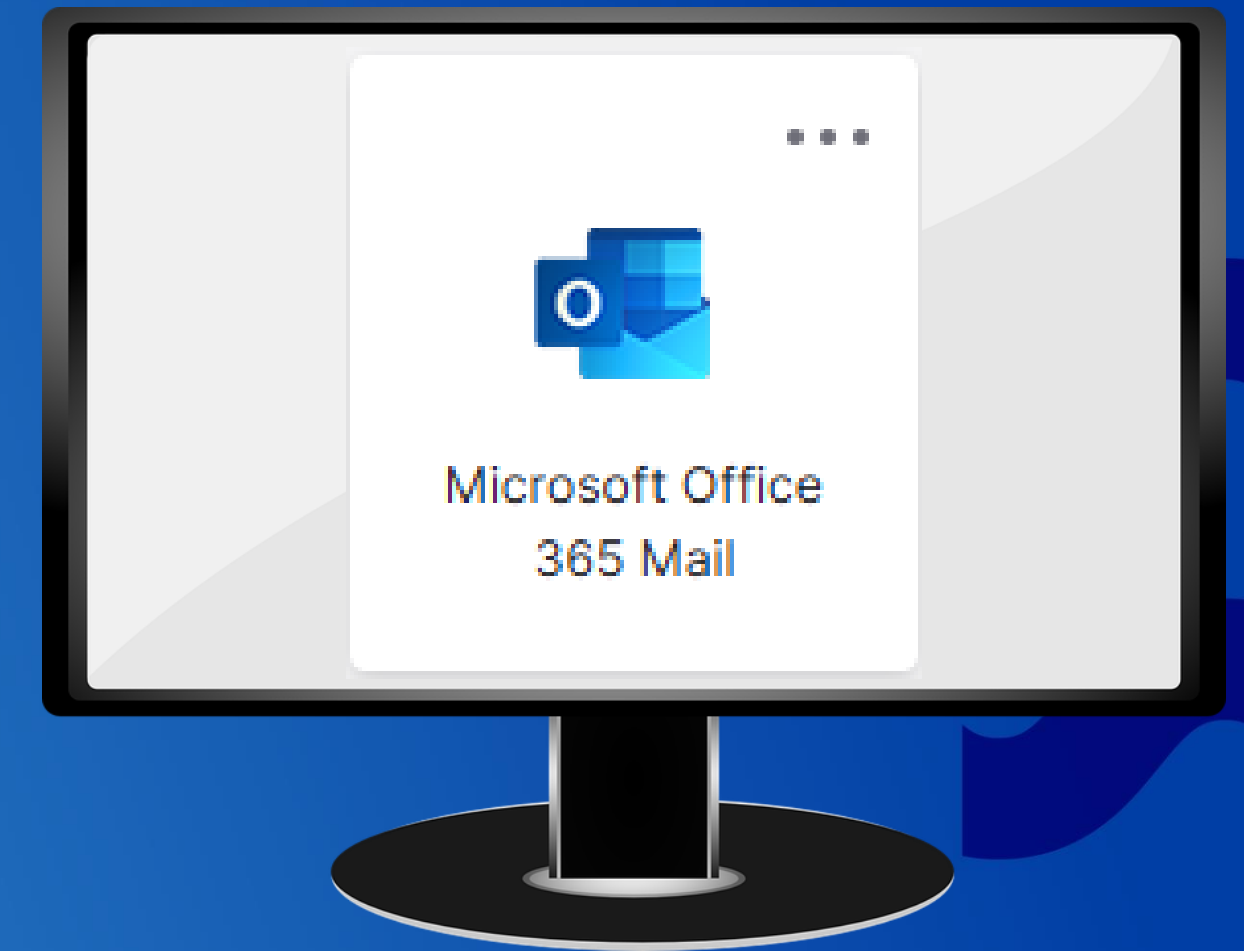
Please use your SLU email for all communications with SLU Faculty and Staff. It is also helpful to include your Banner ID in your signature line so you can be helped quickly.

You can find your SLU email address and your Banner ID in the application portal:

<https://gradapply.slu.edu/apply/>


Email Signature Generator:

<https://www.slu.edu/marcom/tools-downloads/email-signature-generator.php>



SAINT LOUIS
UNIVERSITY™

— EST. 1818 —



SLU GRAD 101: Important Dates

Orientation: Please be on the lookout for an email with details.

- Fall Orientation is in mid August
- Spring Orientation is in early January

Semester Start Dates

<https://www.slu.edu/registrar/calendars/index.php>

- Fall courses begin in Late-August
- Spring courses begin in Mid-January
- Summer courses begin in Late-May

Academic Advising Months

- Every March for Summer and Fall course planning
- Every October for Spring course planning

Faculty Academic Advisors Assigned

- A Faculty Academic Advisor will be assigned to you during the first month of the semester.
- You will receive an email introducing you to your advisor from the Academic Program Coordinator.



**SAINT LOUIS
UNIVERSITY™**

— EST. 1818 —

SLU GRAD 101: Health Information

Student Health Insurance:

Saint Louis University requires full-time students with *on-campus classes to maintain health insurance during the academic year.

The University assesses a default charge for the SLU Student Health Insurance (UHP) plan. Students must either enroll in or waive the SLU plan.

More information can be found here:
<https://www.slu.edu/life-at-slu/student-health/university-health-plan/index.php>

*Students that are 100% on-line should not be subjected to the health insurance requirement.


Immunizations:

All Saint Louis University admitted students are required to submit proof of required immunizations and screenings to SLU's Student Health Center using the online vaccination portal.

Updated information may be required from current students to keep their records up to date while they are *on-campus.

More information can be found here:
<https://www.slu.edu/life-at-slu/student-health/required-records-forms.php>

*Students that are 100% on-line should not be subjected to the immunization requirement.



SLU GRAD 101: MFA (Okta)

You will not be able to enroll in courses during the New MSW Student advising session unless you have set up your Okta multi-factor authentication (MFA).

Saint Louis University's mySLU portal provides access to Google Apps, People Finder, Canvas, Banner Self-Service and more with a secure sign-on process.

If you experience issues with mySLU, please contact the Service Desk at ask@slu.edu or 314-977-4000.

OKTA INSTRUCTIONS



How To Register for Okta (New Users)

Okta is the University's security solution that handles SSO (single sign-on) password management and multi-factor authentication. This article steps through the process of registering in Okta and creating one's password.

NOTE: You are required to change your **SLU Password** before accessing SLU systems.

DIRECTIONS

1. Navigate to auth.slu.edu in your web browser.
2. Log in using your **SLU Net ID** and default **SLU Net Password**. You will find your **SLU Net ID** on your admit letter or email. Your initial **SLU Net Password** will also be provided as part of your onboarding paperwork.
3. Before you can log in for the first time you will be asked to set up multi-factor verification.

- a. You will be prompted to use a phone to authenticate your account. Click the **Configure Factor** button.



Set up multifactor authentication


Setup required


SLU GRAD 101: MySLU Apps

Here are many of the important apps you will interact with as a student.

In the next few slides, we highlight a few of the apps that you will likely use before the beginning of the semester.


[More information can be found here.](#)





SLU GRAD 101: Canvas

Canvas provides an online space for instructors to share course content, manage student work, and access tools that can support activities such as group work, class discussions, and student projects. [More information can be found here](#)



Courses from Banner:

- Canvas pages that are tied to registered courses in Banner
- Automatically created in Canvas
- Accessible within approximately 1-3 weeks before the first day of class

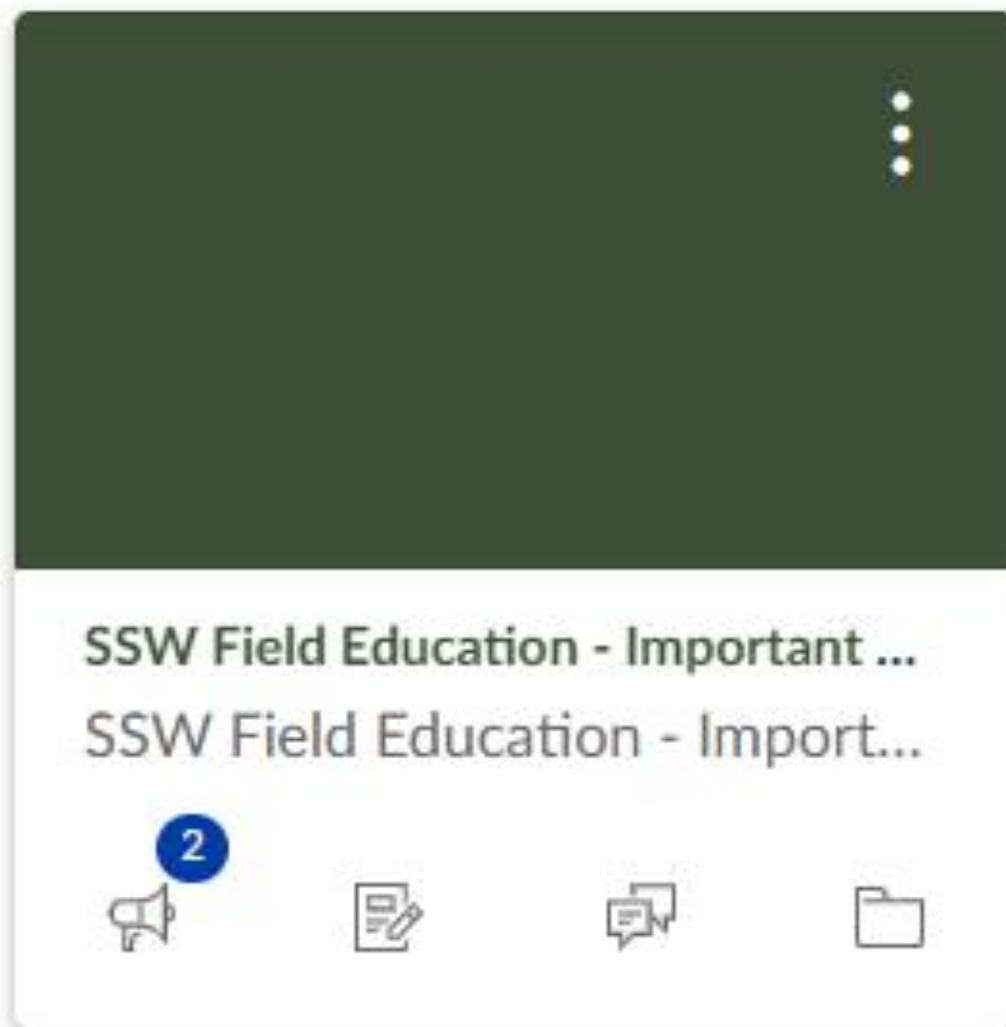
Courses not in Banner:

- Canvas pages that are not tied to a course in Banner
- Manually added by the department or program
- Accessible by clicking on the blue “GET STARTED” button in an email invitation.



SLU GRAD 101: Canvas


Your Courses not in Banner:
Click on the email invitation!




You will have access to the following pages 24-48 hours after you have successfully registered for classes

The **SSW Field Education page** will house everything related to your field experience. You will be alerted of important dates and reminders through this page.

The **SSW Resources page** houses everything you need to know about the MSW program. You will find job postings, school related events, SLU events, important reminders, handbooks, sample roadmaps, and much more! It is your go to place for information!

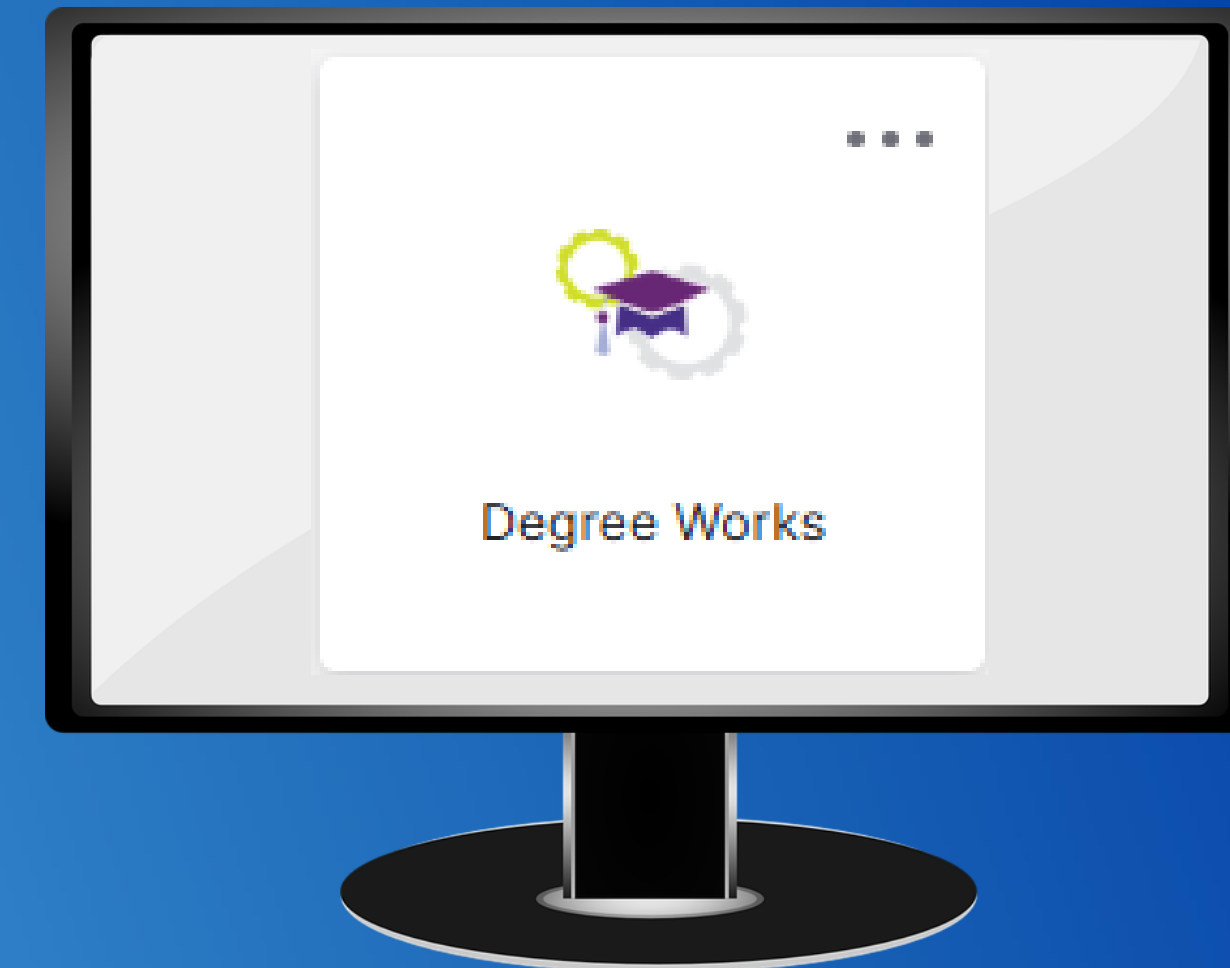




SLU GRAD 101: Degree Works

As you move through your MSW program you and your Academic Advisor will use Degree Works to ensure you meet all degree requirements.

If you or your Faculty Advisor notice anything that needs correction when viewing, please alert the Academic Program Coordinator to resolve the issue.



STOP, DROP, DEPOSIT

Saint Louis University

Before you begin registration, you must pay your enrollment deposit in the [Application Portal](#).

The course registration system will NOT allow you to register until the deposit is paid.

Deposit waived for current SLU students and SLU alum



REGISTRATION 101: Course Planning

To complete the program within the Time-to-Degree Policy (which is 5 years) you must take at minimum 6* credit hours each semester.

The roadmaps in this presentation are samples. Individualized course planning will take place with your Academic Advisor.

**Please note, for financial aid purposes the University considers 6 credit hours full-time, however the MSW program considers this part-time.*



REGISTRATION 101: Sample Clinical Roadmaps (48 CH)

Roadmap assumes Fall start with full-time enrollment

Year One		
FALL		CREDITS
SWRK 5702	Social Policy	3
SWRK 5725	Human Behavior & the Social Environment	3
SWRK 5750	Social Work Practice with Individuals, Families, & Groups	3
SWRK 5751	Social Work Practice with Communities & Organizations	3
Credits		12
SPRING		
SWRK 5819	Generalist Integrative Practice Seminar	1
SWRK 5841	Master of Social Work Generalist Practicum ¹	2
SWRK 5706	Antiracism and Social Work Practice	3
SWRK 5707	Policy Practice for Social Justice	3
Select one course with the "Social Work MSW Elective" attribute		3
Credits		12
SUMMER		
SWRK 5708	Research and Evaluation in Social Work Practice	3
Select one course with the "Social Work MSW Elective" attribute		3
Credits		6

Year Two		
FALL		CREDITS
SWRK 5733	Advanced Clinical Practice with Individuals ²	3
SWRK 5820	Specialization Integrative Seminar	1
SWRK 5842	Clinical Practicum I ³	2
SWRK 5736	Advanced Clinical Practice with Families and Groups	3
Select one course with the "Social Work MSW Elective" attribute		3
Credits		12
SPRING		
SWRK 5762	Diagnosis & Assessment in Clinical Practice	3
SWRK 5843	Clinical Practicum II	3
Credits		6
Total Credits		48

¹ Must be taken concurrently with [SWRK 5819](#)
² [SWRK 5733](#) must be taken either concurrently or after [SWRK 5842](#).
³ Must take concurrently with [SWRK 5820](#)



REGISTRATION 101: Sample Comm Org Roadmaps (48 CH)


Roadmap assumes Fall start with full-time enrollment

Year One		
FALL		CREDITS
SWRK 5702	Social Policy	3
SWRK 5725	Human Behavior & the Social Environment	3
SWRK 5750	Social Work Practice with Individuals, Families, & Groups	3
SWRK 5751	Social Work Practice with Communities & Organizations	3
Credits		12
SPRING		
SWRK 5721	Community Theory & Practice	3
SWRK 5819	Generalist Integrative Practice Seminar	1
SWRK 5841	Master of Social Work Generalist Practicum ¹	2
Select two courses with the "Social Work MSW Elective" attribute		6
Credits		12
SUMMER		
SWRK 5706	Antiracism and Social Work Practice	3
SWRK 5707	Policy Practice for Social Justice	3
Select one course with the "Social Work MSW Elective" attribute		3
Credits		9

Year Two		
FALL		CREDITS
SWRK 5708	Research and Evaluation in Social Work Practice	3
SWRK 5785	Organizational & Program Planning	3
SWRK 5820	Specialization Integrative Seminar	1
SWRK 5832	Community & Organization Practicum I ²	2
Select one course with the "Social Work MSW Elective" attribute		3
Credits		12
SPRING		
SWRK 5833	Community & Organization Practicum II	3
Credits		3
Total Credits		48

¹ Must be taken concurrently with [SWRK 5819](#)

² Must be taken concurrently with [SWRK 5820](#)



REGISTRATION 101:

Sample ABA Roadmaps (53 CH)

Roadmap assumes Fall start with full-time enrollment

Year One		
FALL		CREDITS
SWRK 5750	Social Work Practice with Individuals, Families, & Groups	3
SWRK 5725	Human Behavior & the Social Environment	3
Credits		6
SPRING		
SWRK 5702	Social Policy	3
SWRK 5751	Social Work Practice with Communities & Organizations	3
SWRK 5819	Generalist Integrative Practice Seminar	1
SWRK 5841	Master of Social Work Generalist Practicum	2
Credits		9
SUMMER		
SWRK 5707	Policy Practice for Social Justice	3
SWRK 5762	Diagnosis & Assessment in Clinical Practice	3
Credits		6

Year Two		
FALL		
SWRK 5746	Principles & Concepts in Applied Behavior Analysis	3
SWRK 5774	Research Methods for Everyday Practice	3
SWRK 5822	Applied Behavior Analysis Practicum I ²	2
SWRK 5820	Specialization Integrative Seminar	1
Credits		9
SPRING		
SWRK 5001	Supervision and Organizational Behavior Management	3
SWRK 5747	Behavioral Assessment	3
SWRK 5748	Behavior Change & Process	3
SWRK 5823	Applied Behavior Analysis Practicum II	2
Credits		11
SUMMER		
SWRK 5749	Ethics in Behavior Analysis	3
SWRK 5824	Applied Behavior Analysis Practicum III	2
Credits		5
Year Three		
FALL		
SWRK 5002	Philosophy of Behavioral Science	3
ABA 5115	Advanced Clinical Research Capstone	3
ABA 5116	Practicum IV	1
Credits		7
Total Credits		53

¹ Must be taken concurrently with [SWRK 5819](#)
² Must take concurrently with [SWRK 5820](#)



REGISTRATION 101:

Advanced Standing Students



Students who have completed a bachelor's degree in social work from a CSWE-accredited program will receive up to 15 credits of “advanced standing” toward an MSW.

REGISTRATION 101: Sample Advanced Standing Clinical Roadmaps

*Roadmap assumes Fall start with
full-time enrollment*

The MSW Clinical Concentration is 48 Credit Hours. Students with Advanced Standing will have 15 Credits waived leaving 33 Credit Hours remaining.



Year One		
FALL		CREDITS
SWRK 5708	Research and Evaluation in Social Work Practice	3
Select three courses with the "Social Work Clin" attribute ¹		9
Credits		12
SPRING		
SWRK 5706	Antiracism and Social Work Practice	3
SWRK 5707	Policy Practice for Social Justice	3
SWRK 5820	Specialization Integrative Seminar	1
SWRK 5842	Clinical Practicum I ²	2
Select one course with the "Social Work MSW Elective" attribute		3
Credits		12
SUMMER		
SWRK 5843	Clinical Practicum II	3
Select two courses with the "Social Work MSW Elective" attribute		6
Credits		9
Total Credits		33

¹ Clinical concentration courses are [SWRK 5733](#), [SWRK 5736](#), and [SWRK 5762](#). Select which course(s) to take based on the format you need (i.e., online or in-person).

² Must take concurrently with [SWRK 5820](#)

REGISTRATION 101: Sample Advanced Standing CommOrg Roadmaps

*Roadmap assumes Fall start with
full-time enrollment*

The MSW Community and Organization Concentration is 48 Credit Hours. Students with Advanced Standing will have 15 Credits waived leaving 33 Credit Hours remaining.



Year One		
FALL		CREDITS
SWRK 5708	Research and Evaluation in Social Work Practice	3
SWRK 5785	Organizational & Program Planning	3
Select two courses with the "Social Work MSW Elective" attribute		6
Credits		12
SPRING		
SWRK 5707	Policy Practice for Social Justice	3
SWRK 5721	Community Theory & Practice	3
SWRK 5820	Specialization Integrative Seminar	1
SWRK 5832	Community & Organization Practicum I ¹	2
Select one course with the "Social Work MSW Elective" attribute		3
Credits		12
SUMMER		
SWRK 5706	Antiracism and Social Work Practice	3
SWRK 5833	Community & Organization Practicum II	3
Select one course with the "Social Work MSW Elective" attribute		3
Credits		9
Total Credits		33

¹ Must take concurrently with SWRK 5820

REGISTRATION 101: Sample Advanced Standing ABA Roadmaps

Roadmap assumes Fall start with full-time enrollment

The MSW ABA Concentration is 53 Credit Hours. Students with Advanced Standing will have 15 Credits waived leaving 38 Credit Hours remaining.



Year One		
FALL		CREDITS
SWRK 5746	Principles & Concepts in Applied Behavior Analysis	3
SWRK 5774	Research Methods for Everyday Practice	3
SWRK 5820	Specialization Integrative Seminar	1
SWRK 5822	Applied Behavior Analysis Practicum I ¹	2
Credits		9
SPRING		
SWRK 5747	Behavioral Assessment	3
SWRK 5748	Behavior Change & Process	3
SWRK 5823	Applied Behavior Analysis Practicum II	2
Credits		8
SUMMER		
SWRK 5749	Ethics in Behavior Analysis	3
SWRK 5824	Applied Behavior Analysis Practicum III	2
Credits		5
Year Two		
FALL		
SWRK 5002	Philosophy of Behavioral Science	3
SWRK 5707	Policy Practice for Social Justice	3
ABA 5 115	Advanced Clinical Research Capstone	3
ABA 5 116	Practicum IV	1
Credits		10
SPRING		
SWRK 5001	Supervision and Organizational Behavior Management	3
SWRK 5762	Diagnosis & Assessment in Clinical Practice	3
Credits		6
Total Credits		38

REGISTRATION 101: Field Information

PLEASE WAIT TO BEGIN INTERVIEWING FOR YOUR PRACTICUM PLACEMENT!

Students should begin contacting practicum placements, setting up interviews, etc. after you have learned about practicum from the Director of Field Education, Dr. Wendy DuCassé, and planned with your Faculty Liaison.

- When planning your course load, be sure you consider the amount of practicum hours required.
- Practicum sites may require background checks (i.e. criminal, child abuse, elder abuse.)
- Please notify the Director of Field and your Faculty Liaison if you are concerned something will show up on a background check.
- Criminal records may limit your ability to find a practicum placement hence earn your degree and/or sit for licensure.



SAINT LOUIS
UNIVERSITY™
— EST. 1818 —

REGISTRATION 101: Field Information



THE ROAD TO PRACTICUM

Learning about Practicum

The Director of Field Education will provide detailed practicum information during SWRK 5750 for foundation students and via email for advanced standing students.



HIPAA Training

Before students begin practicum you will need to complete SLU's HIPAA Training through Skillsoft Percipio located in MySLU Apps.



Search the Database

Before your planning meeting take time to search the Collaborative Database to review sites. Come to your planning meeting with a few sites to discuss with your liaison!



Request a Faculty Liaison

After learning about practicum students must request a Faculty Liaison and meet with their liaison **before** beginning the practicum interview process.



Set up a planning meeting

After being notified of your assigned Faculty Liaison, send an email to request a 1-on-1 meeting.



Next Slide...



SAINT LOUIS
UNIVERSITY™

— EST. 1818 —

REGISTRATION 101: Field Information

THE ROAD TO PRACTICUM CONT.

Begin Interviewing

After your Faculty Liaison planning meeting you should begin contacting agencies for interviews. Go into these interviews the same way you would a traditional job interview.



Complete all interviews

Complete interviews and choose your placement!

Confirmation Form

Once you have selected a site reach out to your Faculty Liaison and begin filling out the confirmation form in Tevera.



Registration

When registration opens up for the semester be sure to register for your Generalist Practicum and Integrative Practice Seminar.

Begin your Practicum!

You may begin practicum two weeks before the semester begins. Be sure to talk to your agency to decide on your start date,




Questions or Concerns

If you have any questions or concerns please reach out to Dr. Wendy DuCassé and your Faculty Liaison



SAINT LOUIS
UNIVERSITY™

— EST. 1818 —




REGISTRATION 101: Courses@SLU

The system SLU uses for course registration is Courses@SLU.

[More information can be found here.](#)

Reminders before registration:

1. Have you paid your deposit?
2. Have you set up your MFA (Okta)?





REGISTRATION 101:

Saint Louis University Course Search

Course Search

Keyword

Spring 2025

Any Course Type

Any Class Status

Any Campus

SEARCH

RESET SEARCH

▶ UNDERGRADUATE UNIVERSITY CORE

▶ ADVANCED SEARCH

▼ REGISTRATION CART

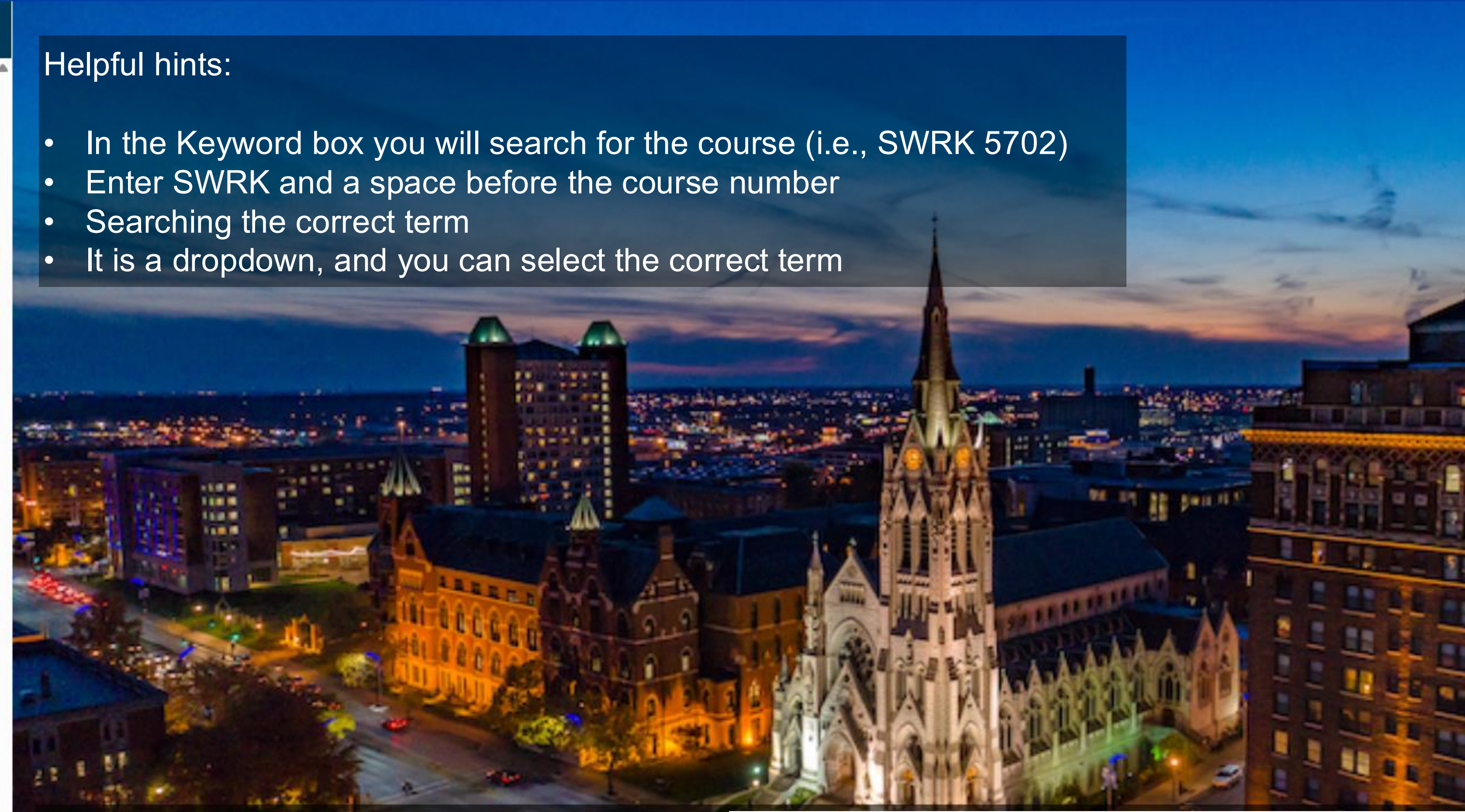
Don't Allow Overlap With Courses In Cart

PRIMARY CART

Select a Cart...

Helpful hints:

- In the Keyword box you will search for the course (i.e., SWRK 5702)
- Enter SWRK and a space before the course number
- Searching the correct term
- It is a dropdown, and you can select the correct term



Welcome to Courses@SLU

Use the Course Search panel on the left to filter courses of interest.
See our one-page [tutorial](#) for information on using this site.


For more registration help please view the registration help video:
<https://youtu.be/ckjTXExdO7k>



SAINT LOUIS
UNIVERSITY™
— EST. 1818 —

REGISTRATION 101: Double checking your registration

After you have registered for your courses through Courses@SLU you can double check your registration by going to Banner Self Service – Student.



Banner Self Service - Student



Hello Louis, the Billiken,

Welcome to the Student Dashboard. Click one of the links below to get started or the four squares icon in the top left hand corner for more options.

General Links

[Personal Information](#)

[Campus Emergency Notification System - \(Info\)](#)

[My Student Profile](#)

Student Records/Registration Links

[Registration - \(Help\)](#)

[Registration Changes](#)

[DegreeWorks Dashboard - \(Help\)](#)

[Grades](#)

[Unofficial Academic Transcript](#)

[Banner Proxy](#)

Student Financial Links

[Account Summary](#)

[Account Detail For Term](#)

[Financial Aid Dashboard](#)

[Scholarship Application](#)

STEP 1: After you are in Banner Self Service – Student click on “My Student Profile” under General Links.

Student • Student Profile

STEP 2: Make sure the term above your profile picture is on the correct term and the courses you are registered for will appear under the registered courses box.

Student Profile - Louis, the Billiken Student ID #

Term: Spring 2025

Standing: Good Standing, as of Fall 2024

Overall Hours: 21

Overall GPA: 4.00



Louis, the Billiken

Bio Information

Email:
Phone:
Gender:
Date of Birth:
Ethnicity:
Race:
Citizen:
Citizenship:
Emergency Contact:
Emergency Phone:

Student Bio Information

General Information

Level:
Class:
Status:
Student Type:
Campus:
First Term Attended:
Matriculated Term:
Last Term Attended:
Leave of Absence:

Student General Information

Graduation Information

Graduation Applications:

None

Advisors

Primary / Clinical
Career Counselor
Financial Aid Counselor
Social Work Field Liaison
SSW Director

Student Advisor Information

CURRICULUM, HOURS & GPA

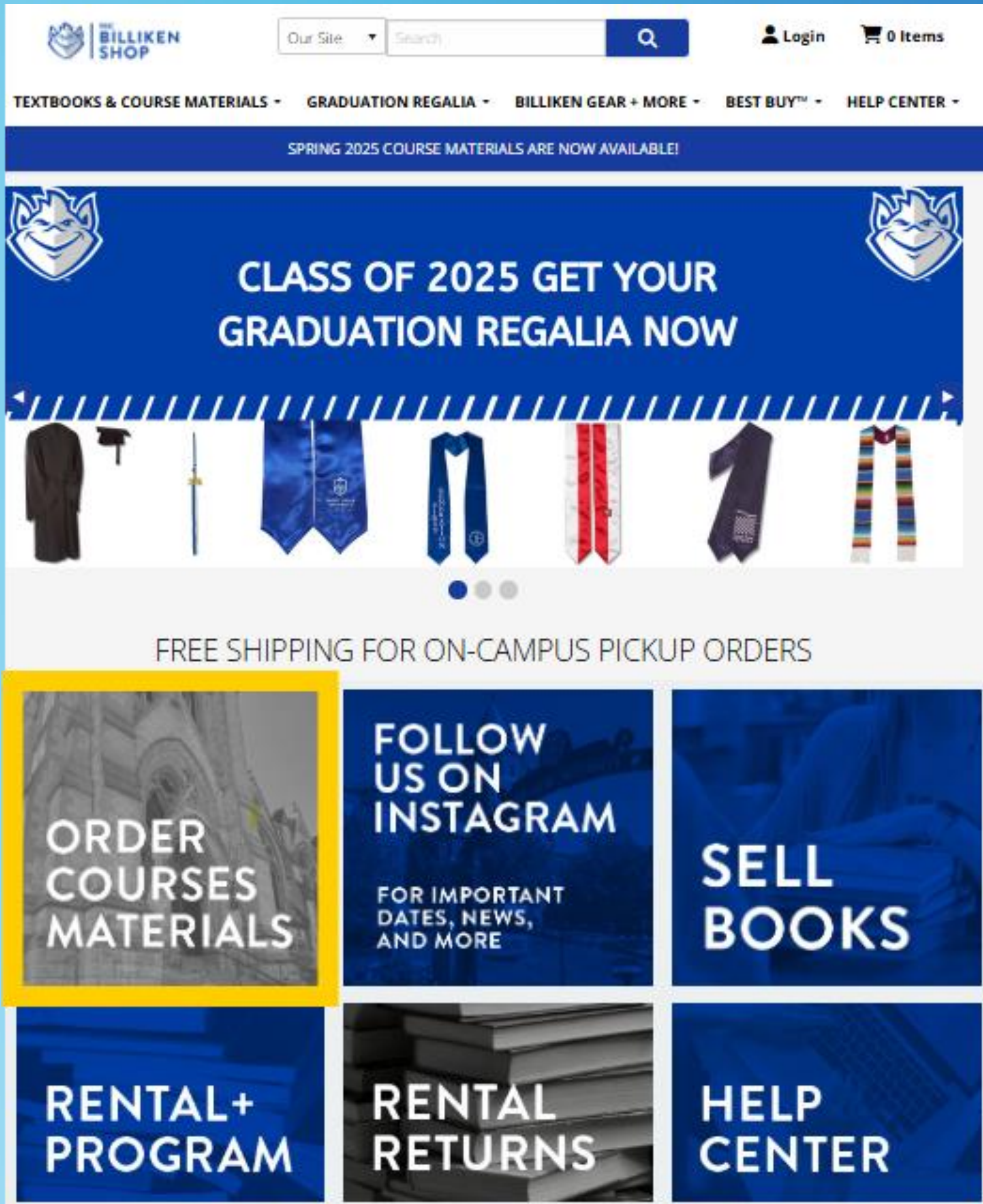
Table with columns: Primary, Secondary, Hours & GPA. Rows include Degree, Study Path, Level, Program, College, Major, Department, Concentration, Minor, Admit Type, Admit Term, Catalog Term.

REGISTERED COURSES

Table with columns: Course Title, Details, CRN, Hours, Registration Status. Rows include Foundation Integrative Practice and Master of Social Work Foundatio...


Total Hours | Registered Hours: 3 | Billing Hours: 3 | CEU Hours: 0 | Min Hours: 0 | Max Hour

- Curriculum and Courses
Prior Education and Testing
Additional Links
Academic Transcript
Registration
Apply To Graduate
View Application for Graduation
Week at a Glance (Registration Information)
Course Search



TEXTBOOKS

- Click on the bookstore tile in MySLU Apps Dashboard
- Click on “Order Courses Materials” to search for your textbooks!



TEXTBOOKS

Textbook Lookup

Find the textbooks for your courses

[Lookup by Course](#) [Lookup by Student ID](#)

Select School

SLU

	Term	Department	Course	Section CRN
1.	TERM	SWRK	Select Course...	Select Section CRN...
2.	TERM	SWRK	Select Course...	Select Section CRN...
3.	TERM	SWRK	Select Course...	Select Section CRN...
4.	TERM	SWRK	Select Course...	Select Section CRN...
5.	TERM	SWRK	Select Course...	Select Section CRN...

Add Another Course

Lookup Courses

Textbook Lookup

Find the textbooks for your courses

[Lookup by Course](#) [Lookup by Student ID](#)

Select School

SLU

Select Term

SPRING 2025

Student ID ?

EX) 012345678


Lookup Courses by Student ID

If you choose "Lookup by Course":

- ✓ Select the term for which you are registered.
- ✓ Enter SWRK for Social Work course.
- ✓ Type in the chosen course and section number(s) for which you are registered.
- ✓ Click "Lookup Course" button to view and order your course materials.

If you choose "Lookup by Student ID":

- ✓ Make sure to have your Banner ID ready
- ✓ Enter your Student Banner ID number, (it can be found in the Application Portal)
- ✓ Click "Lookup Courses by Student ID" button to view and order your course materials.



CONTACT INFORMATION

Program Director

- Professor Kristi Richter: kristi.richter@slu.edu

Program Coordinator

- Shelby Tarkington shelby.tarkington@slu.edu

School of Social Work
Admissions

- sswadmissions@slu.edu

SAINT LOUIS UNIVERSITY™